

SpringerOpen<sup>®</sup>

Chinese Academy  
of Sciences,  
National Natural  
Science Foundation  
of China

# Chinese Science Bulletin

科学通报

[www.scichina.com](http://www.scichina.com)  
[csb.scichina.com](http://csb.scichina.com)  
[www.springer.com/scp](http://www.springer.com/scp)  
[www.springerlink.com](http://www.springerlink.com)




## Emotion regulation explored by ERP

Atomic spin gyroscope based on  $^{129}\text{Xe}$ -Cs  
Polymer single nanochannels in biosensors  
TanSat XCO<sub>2</sub> algorithm validated by GOSAT  
Flow pattern modulation in tube

 SCIENCE CHINA PRESS

 Springer

# Chinese Science Bulletin



Volume 58 Number 13  
May 2013

**COVER** Successful regulation of emotion is critical for optimizing one's psychological well-being. Here, we used event-related potentials (ERP) to investigate the neural mechanism underlying regulation of negative emotions. We found that responses to negative emotions could occur at early stages, as soon as 200 ms after stimulus presentation, which was reflected by a larger P2 over the central region following negative pictures when compared with neutral ones. Additionally, three conditions (enhance, reduce, and maintain) were used to assess differences in ERPs when subjects regulate their emotional responses to the pictures. Compared with the maintain condition, emotion enhancement induced increased P2 amplitudes, indicating that it is an effective biomarker of arousal level. Furthermore, consistent with previous studies, we also found larger LPP and higher arousal ratings during the enhance condition. In contrast, reducing emotion resulted in a smaller LPP and lower arousal rating. Thus, the effect of regulating negative emotions was found in both arousal ratings and ERPs (from 150–2000 ms). Furthermore, the preferred method to regulate negative emotions differed from previous studies using western subjects. Specifically, the most frequently used strategy here was “reality checking”, while western subjects were shown to prefer “self-focus”. The authors attribute this difference to the cultural effect regarding the concept of self (see the article by WU HaiYan et al. on page 1543).

Journal Ownership by Science China Press; Copyright of Articles: © The Author(s) 2013

## Journal's Policy for Open Access

All articles published in the journal *Chinese Science Bulletin* are subject to the Creative Commons Attribution License (<http://creativecommons.org/licenses/by/2.0/>).

Publishing an article with open access leaves the copyright with the author and allows user to read, copy, distribute and make derivative works from the material, as long as the author of the original work is cited.

Submission of a manuscript implies: that the work described has not been published before (except in the form of an abstract or as part of a published lecture, review, or thesis); that it is not under consideration for publication elsewhere; that its publication has been approved by all co-authors; if any, as well as – tacitly or explicitly – by the responsible authorities at the institution where the work has carried out.

The author warrants that his/her contribution is original and that he/she has full power to make this grant. The author signs for and accepts responsibility for releasing this material on behalf of any and all co-authors.

The use of general descriptive names, trade names, trademarks, etc., in this publication, even if not specifically identified, does not imply that these names are not protected by the relevant laws and regulations.

While the advice and information in this journal are believed to be true and accurate at the date of its going to press, the authors, the editors, and the publishers cannot accept any legal responsibility for any errors or omissions that may be made. The publishers assume no liability, express or implied, with respect to the material contained herein.

## Copyright and License Agreement

For copyright regulations and license agreement, please go to [www.springeropen.com/about/copyright](http://www.springeropen.com/about/copyright)

## Abstracted/indexed in:

Academic Search Alumni Edition	EMBio
Academic Search Complete	Environmental Engineering Abstracts
Academic Search Elite	Environmental Sciences and Pollution Management
Academic Search Premier	Google Scholar
ASFA 1: Biological Sciences and Living Resources	Inspec
ASFA 2: Ocean Technology, Policy and Non-Living Resources	Mathematical Reviews
Biological Abstracts	MathSciNet
Biological Sciences	Meteorological and Geostrophysical Abstracts
BIOSIS Previews	Pollution Abstracts
CAB Abstracts	Science Citation Index
Chemical Abstracts	SCOPUS
Chemical and Earth Sciences	Water Resources Abstracts
Current Contents/Physical	Zentralblatt MATH
Current Mathematical Publications	Zoological Record
Digital Mathematics Registry	

## Progress of Projects Supported by NSFC

## REVIEWS

- Physical Chemistry**  
1473 **Applications of polymer single nanochannels in biosensors**  
HOU GuangLei, PENG ZhiJian, TIAN Ye, ZHANG HuaCheng & JIANG Lei
- Geography**  
1483 **Review of the ecohydrological processes and feedback mechanisms controlling sand-binding vegetation systems in sandy desert regions of China**  
LI XinRong, ZHANG ZhiShan, HUANG Lei & WANG XinPing

## REVIEW

- Psychological & Cognitive Sciences**  
1497 **New advances in the neural correlates of insight: A decade in review of the insightful brain**  
SHEN WangBing, LUO Jing, LIU Chang & YUAN Yuan

## LETTERS

- Applied Physics**  
1512 **Atomic spin gyroscope based on  $^{129}\text{Xe}$ -Cs comagnetometer**  
FANG JianCheng, QIN Jie, WAN ShuangAi, CHEN Yao & LI RuJie
- Cell Biology**  
1516 **Mapping CD20 molecules on the lymphoma cell surface using atomic force microscopy**  
LI Mi, LIU LianQing, XI Ning, WANG YueChao, DONG ZaiLi, XIAO XiuBin & ZHANG WeiJing
- Atmospheric Science**  
1520 **A retrieval algorithm for TanSat XCO<sub>2</sub> observation: Retrieval experiments using GOSAT data**  
LIU Yi, YANG DongXu & CAI ZhaoNan

## ARTICLES

- Statistical Physics**  
1524 **The uncertainty measure for  $q$ -exponential distribution function**  
OU CongJie, EL KAABOUCHI Aziz, WANG QiuPing Alexandre & CHEN JinCan
- Physical Chemistry**  
1529 **Adsorption of benzonitrile at the air/water interface studied by sum frequency generation spectroscopy**  
LIU AnAn, HUANG Zhi, DENG GangHua & GUO Yuan
- Polymer Chemistry**  
1536 **Synthesis of novel active ester ether resin and its effects on positive thermal CTP plates**  
SHA XuZheng, PANG YuLian & ZOU YingQuan
- Neuroscience**  
1543 **Differentiating electrophysiological response to decrease and increase negative emotion regulation**  
WU HaiYan, TANG Ping, HUANG XuShu, HU XiaoQing & LUO YueJia
- Ecology**  
1551 **Aboveground biomass and corresponding carbon sequestration ability of four major forest types in south China**  
CHEN QingQing, XU WeiQiang, LI ShengGong, FU ShengLei & YAN JunHua
- 1558 **Rationalizing the isolation distance needed for field trials involving genetically modified rapeseed (*Brassica napus* L.) in China**  
ZHAO XiangXiang, TANG Tang, CHEN GuiMin, LIU FuXia, WANG XingLong, BU CuiPing & LU ChangMing

# CONTENTS

## Geophysics

- 1568 **Mechanism of variations in environmental magnetic proxies of lake sediments from Nam Co, Tibet during the Holocene**  
SU YouLiang, GAO Xing, LIU QingSong, HU PengXiang, DUAN ZongQi, JIANG ZhaoXia, WANG JunBo, ZHU LiPing, DOBERSCHÜTZ Stefan, MÄUSBACHER Roland, DAUT Gerhard & HABERZETTL Torsten

## Geology

- 1579 **The largest known odonate in China: *Hsiufua chaoi* Zhang et Wang, gen. et sp. nov. from the Middle Jurassic of Inner Mongolia**  
ZHANG HaiChun, ZHENG DaRan, WANG Bo, FANG Yan & JARZEMBOWSKI Edmund A

## Atmospheric Science

- 1585 **Monitoring of atmospheric radionuclides from the Fukushima nuclear accident and assessing their impact on Xi'an, China**  
LIU LongBo, WU Shan, CAO JunJi, XIE Feng, SHI QuanLin, ZHANG ChangYun, TANG HanBing, HE XiaoBin, ZHANG Rong, CHEN LiYun, WEI GuanYi, ZHANG ZhiHong, ZHANG JiaMei & DANG HaiJun

## Engineering Thermophysics

- 1592 **Numerical study of flow pattern modulation in a vertical phase separation condenser tube**  
SUN DongLiang, XU JinLiang, CHEN QiCheng & CAO Zhen

## Chinese Science Bulletin

Vol. 58 No. 13 May 5, 2013 (Published three times every month)

**Supervised by** Chinese Academy of Sciences

**Sponsored by** Chinese Academy of Sciences and National Natural Science Foundation of China

**Published by** Science China Press and Springer-Verlag Berlin Heidelberg

### Subscriptions

**China** Science China Press, 16 Donghuangchenggen North Street, Beijing 100717, China

Email: sales@scichina.org Fax: 86-10-64016350

**North and South America** Springer New York, Inc., Journal Fulfillment, P.O. Box 2485, Secaucus, NJ 07096 USA

Email: journals-ny@springer.com Fax: 1-201-348-4505

**Outside North and South America** Springer Customer Service Center, Customer Service Journals, Haberstr. 7, 69126 Heidelberg, Germany

Email: subscriptions@springer.com Fax: 49-6221-345-4229

**Printed by** Beijing Zhongke Printing Co., Ltd., Building 101, Songzhuang Industry Zone, Tongzhou District, Beijing 101118, China

**Edited by** Editorial Board of Chinese Science Bulletin, 16 Donghuangchenggen North Street, Beijing 100717, China

**Editor-in-Chief** XIA JianBai

CN 11-1785/N

广告经营许可证: 京东工商广字第0429号

邮发代号: 80-214 (英)

国内每期定价: 116元



## Numerical study of flow pattern modulation in a vertical phase separation condenser tube

SUN DongLiang<sup>1</sup>, XU JinLiang<sup>1\*</sup>, CHEN QiCheng<sup>2</sup> & CAO Zhen<sup>2</sup>

<sup>1</sup> State Key Laboratory of Alternate Electrical Power System with Renewable Energy Sources, North China Electric Power University, Beijing 102206, China;

<sup>2</sup> Beijing Key Laboratory of Multi-Phase flow and Heat Transfer of Low-Grade Energy, North China Electric Power University, Beijing 102206, China

Received October 18, 2012; accepted January 24, 2013

The passive phase separation concept was proposed to modulate flow patterns for heat transfer enhancement. By the flow pattern modulation, the gas tends to be near the wall and the liquid tends to be in the tube core. Experiment has been performed to verify the fresh idea and the flow pattern modulation mechanism was analyzed qualitatively. This paper focuses on the numerical simulation of the bubble dynamics for a single bubble in the vertical phase separation condenser tube to quantitatively explore the flow pattern mechanism, based on a multiscale grid system and the volume-of-fluid (VOF) method. It is found that: (1) the modulated liquid film thickness can be decreased by 70% compared to that in the bare tube region; (2) the modulated bubble traveling velocity can be doubled, causing the increased liquid velocity and velocity gradient in the annular region to weaken the fluid boundary layer; (3) the significantly increased bubble traveling velocity in the annular region promotes the mass and momentum exchange between the annular region and the core region, and yields the self-sustained pulsating flow in the core region. The above three factors are benefit for the performance improvement of the heat transfer facilities.

**phase separation, flow pattern modulation, mesh cylinder, condensation heat transfer, numerical simulation**

**Citation:** Sun D L, Xu J L, Chen Q C, et al. Numerical study of flow pattern modulation in a vertical phase separation condenser tube. *Chin Sci Bull*, 2013, 58: 1592–1598, doi: 10.1007/s11434-013-5734-1

The low grade energy utilization has become a hot area due to the energy shortage and environment problems worldwide. The Organic Rankine Cycle (ORC) is one of the solutions to recover low grade energy (waste heat, solar energy and geothermal energy etc.) [1]. The major problem of ORC is the low thermal efficiency operating at low temperatures. The effective strategy for ORC performance improvement is to decrease the exergy loss for each component and whole system to a maximum degree. For the evaporator and condenser involved in ORC, the temperature difference across the two sides shall be decreased to reduce the exergy loss, yielding the improved heat transfer performance. Usually, the condensation heat transfer coefficient with organic fluid is less than 1 kW/(m<sup>2</sup> K) [2], which is on the same magni-

tude of that for cooling water flowing in the shell side of the condenser. In other words, the thermal resistances at inside and outside of the tube are almost the same. Thus the enhancement of condensation heat transfer in the tube could significantly improve the condenser performance. With the multi-constraints of the increase of the utilization efficiency for low grade energy, decrease of the exergy loss and reduction of the fabrication cost, new principle and method to enhance the phase change heat transfer shall be developed.

The conventional heat transfer enhancement techniques involve the fluid disturbance and the delayed fluid boundary layer development. A micro-grooved tube [3–6] is one of the examples belonging to these techniques. Usually, gas populates in the tube core and liquid populates near the tube wall, yielding a larger thermal resistance due to the thick liquid thickness near the wall. The phase distribution and

\*Corresponding author (email: xjl@ncepu.edu.cn)

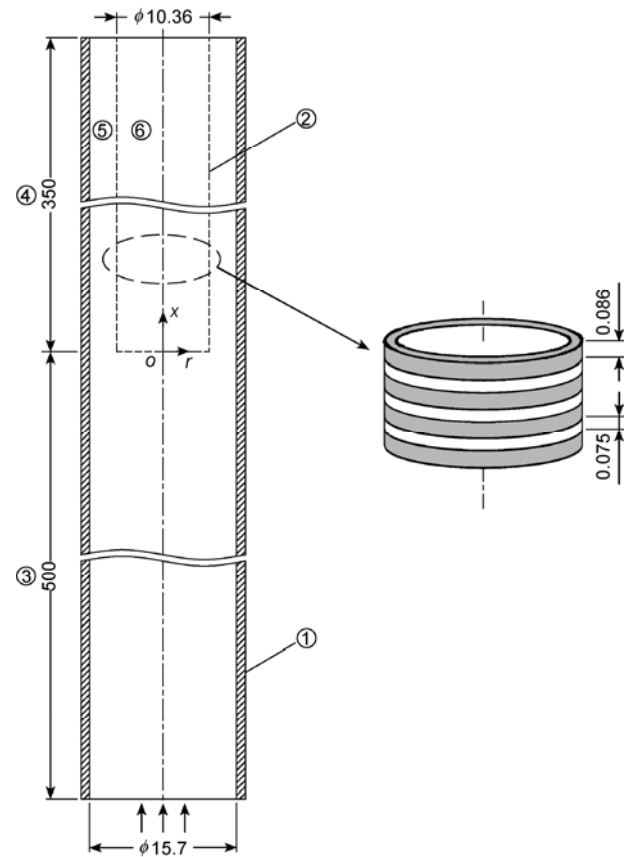
heat transfer are not coordinated to deteriorate the heat transfer. Therefore, the key scientific issue of the multi-phase heat transfer enhancement is to coordinate the phase distribution and heat transfer. Lips and Meyer [7] experimentally studied the convective condensation heat transfer in an inclined tube with R134a as the working fluid. It is demonstrated that the phase distribution has significant effect on the heat transfer.

A new phase separation condenser tube was proposed using the passive phase separation concept to modulate flow patterns by our research group recently [8,9]. The tube cross section is divided into an annular region and a core region by suspending a mesh cylinder in the tube. Due to the surface tension effect, the gas bubbles are modulated to flow in the annular region and liquid is flowing in the core region. Such phase distribution is totally inverse to that in a conventional tube. The flow pattern and heat transfer are coordinated. Experiments have been performed to verify the flow pattern modulation by the passive phase separation concept. The flow pattern modulation mechanism has been analyzed qualitatively.

In order to thoroughly explore the mechanisms of the flow pattern modulation, this paper focuses on the numerical simulation of the bubble dynamics for a single bubble flowing in the vertical phase separation condenser tube. The particle-trajectory model [10], two-fluid model [11] and interface-tracking model are the main numerical models for two-phase flow and heat transfer problems. Among them, the interface-tracking model could accurately and completely acquire the interface information. The volume-of-fluid (VOF) method [12] and level set (LS) method [13] are the two major methods for the interface tracking, which are very popular and widely used. Currently, FLUENT uses the VOF method to capture the interface, having wide applications [14]. In this paper, we use the VOF method imbedded in FLUENT and the multiscale grid system to investigate the bubble dynamics for a single bubble flowing in both the bare tube region and the modulated flow region. The liquid film thicknesses, bubble traveling velocity and velocity field are obtained to analyze the mechanism of the flow pattern modulation by the passive phase separation concept.

## 1 Condenser tube configuration and grid system

Figure 1 shows the vertical phase separation condenser tube. The tube has a bare tube region and a modulated flow region, separated by the side surface of a suspended mesh cylinder made of a single layer of metal porous surface. The two regions have the lengths of 500 and 350 mm respectively. In the modulated flow region, the tube cross section is divided into an annular region and a core region, interfaced by the mesh cylinder surface. The tube has a diameter of 15.7 mm. The modulated region has an annular gap of 2.6 mm and a diameter of 10.36 mm for the core region.



**Figure 1** Vertical phase separation condenser tube (unit: mm). ① Tube wall; ② mesh cylinder; ③ bare tube region; ④ modulated flow region; ⑤ annular region; ⑥ core region.

The metal wire thickness is 0.086 mm and the mesh pore has a width of 0.075 mm.

We perform the numerical simulation of the flow pattern modulation process for a single bubble with vertical up-flows. Due to the configuration symmetry, the two-dimensional axial-symmetric coordinate ( $r$ - $x$ ) system is selected to perform the numerical simulations. Due to the inserted mesh cylinder, three types of geometric scales exist: (1) the bare tube region and the core region have the conventional macroscale; (2) the annular gap has miniature scale with a couple of millimeters; (3) the mesh pores have micron scale. For such a complicated multiscale geometry system, the grid number will be significantly large if one uses the uniform grid system. The grid number is 50 million with a uniform grid system. The computation time is estimated to be several years for the unsteady two-phase flow problem even though the parallel computation technique is used, making impossible to fulfill the numerical simulation. Here we develop a grid system with different grid scales, matching different geometric sizes for each part of the condenser tube. The bare tube and core regions possess the average grid sizes of 0.5 mm. The annular gap has the grid size of 0.1 mm, and the mesh pore has the grid size of 10  $\mu\text{m}$ . The different grid sizes are linked with each other by adapting

the transition pattern 5:1. Figure 2 illustrates the final used multiscale grid system. The grid number is 300000, which is only 0.6% of that for a uniform grid-scale system.

In the VOF method, a volume fraction function  $\alpha$  is defined to denote whether a space is occupied by the gas or liquid. When  $\alpha=1$ , the space is occupied by the gas. When  $\alpha=0$ , the space is occupied by the liquid. When  $0<\alpha<1$ , the space contains both the gas and liquid, where by the definition an interface exists. In order to accurately capture the bubble interface, a dynamic gradient adaption technique is used near the bubble interface, with two levels of grid refinement. As shown in Figure 3, the grid near the interface is refined by sixteen times compared to that far away from the interface.

### 2 Governing equations and solution strategy

We perform the numerical simulation of the flow pattern modulation process for a single bubble flowing in the continuous liquid phase. Air is the gas phase and water is the liquid phase. The initial bubble shape and size and related boundary conditions are shown in Figure 4. The fully de-

veloped velocity distribution at the inlet is given as

$$u_{in} = 2\bar{u}_{in} \left[ 1 - \left( \frac{r}{0.00785} \right)^2 \right], \tag{1}$$

where  $\bar{u}_{in}$  is the average velocity at the inlet, which is 0.1 m/s in this study. The studied problem is an unsteady incompressible laminar two-phase flow problem. The whole computation domain only needs a set of governing equations when VOF method is used. The details are as follows.

The advection equation of the volume fraction is

$$\frac{\partial \alpha}{\partial t} + \nabla \cdot (\bar{v}\alpha) = 0. \tag{2}$$

The continuity equation is

$$\nabla \cdot \bar{v} = 0. \tag{3}$$

The momentum equation is

$$\frac{\partial}{\partial t}(\rho\bar{v}) + \nabla \cdot (\rho\bar{v}\bar{v}) = -\nabla p + \nabla \cdot [\mu(\nabla\bar{v} + \nabla\bar{v}^T)] + \rho\bar{g} + F_{vol}, \tag{4}$$

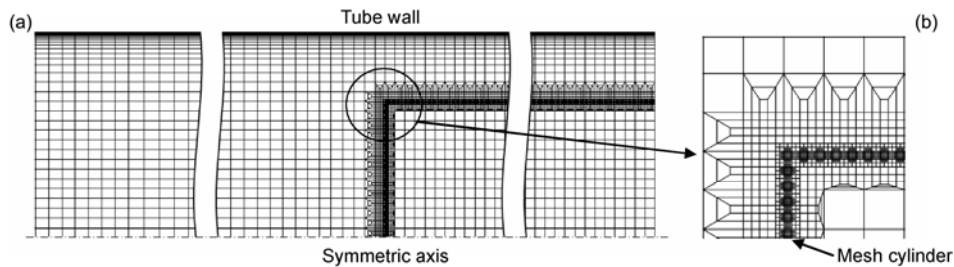


Figure 2 Multiscale grid system of vertical phase separation condenser tube. (a) Grid system; (b) local enlarging grid.

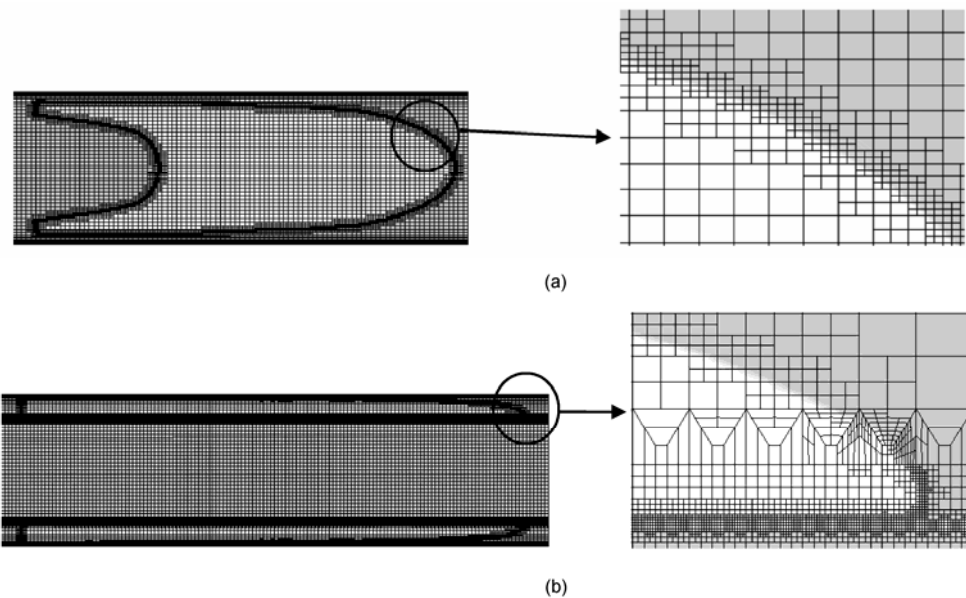
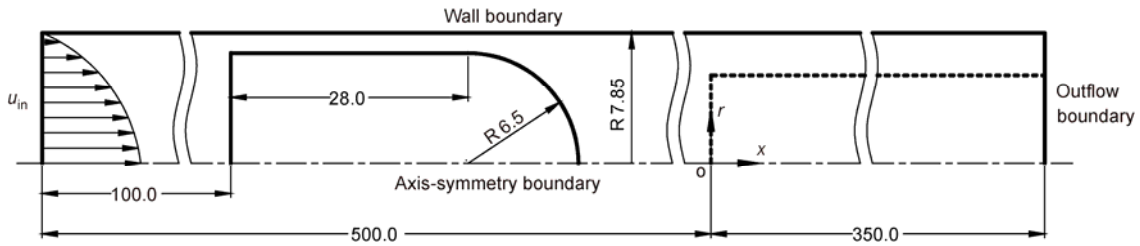


Figure 3 Grid near bubble interface in bare tube region and modulated flow region. (a) Bare tube region; (b) modulated flow region.



**Figure 4** Initial bubble shape and boundary conditions (unit: mm).

in which

$$\rho = \rho_g \alpha + \rho_l (1 - \alpha), \quad (5)$$

$$\mu = \mu_g \alpha + \mu_l (1 - \alpha). \quad (6)$$

The CSF (continuum surface force) model [15] is used to convert the surface force due to the surface tension effect into the body force.

$$F_{\text{vol}} = \sigma \frac{\alpha \rho_g \kappa_g \nabla \alpha + (1 - \alpha) \rho_l \kappa_l \nabla (1 - \alpha)}{0.5(\rho_g + \rho_l)}, \quad (7)$$

in which

$$\kappa_g = -\kappa_l = -\nabla \cdot \left( \frac{\nabla \alpha}{|\nabla \alpha|} \right). \quad (8)$$

In eqs. (2)–(8),  $t$  is time,  $\bar{v}$  is velocity vector,  $\bar{g}$  is gravity acceleration,  $p$  is pressure,  $\rho$  is density,  $\mu$  is dynamic viscosity,  $\sigma$  is surface tension coefficient,  $\kappa$  is interface curvature and the subscripts  $g$  and  $l$  denote, respectively, the gas and liquid phases.


We apply the PLIC method to solve the advection equa-

tion of the volume fraction eq. (2). The SIMPLE algorithm is used to couple the pressure and velocity, thus the continuity equation eq. (3) and momentum equation eq. (4) are solved. The MUSCL scheme is adopted for the convection term in the momentum equation. The simulations are run on a workstation having two 8-core CPUs (2.4 GHz each) and 24 GB of RAM. The computation needs ten days for each run.

### 3 Results and discussion

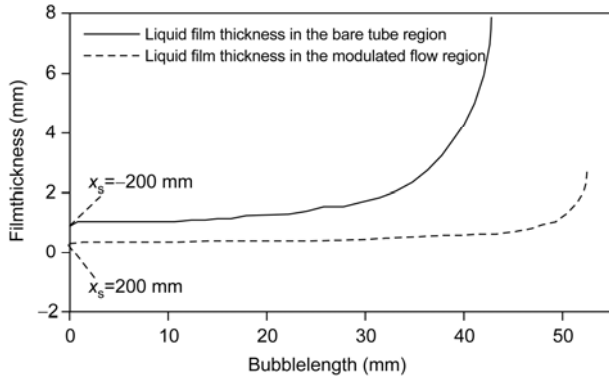
Figure 5 shows the transient slug bubble shapes in both the bare tube region and the modulated flow region at different time. When the slug bubble attaches the mesh cylinder surface, the penetrating of a bubble from a larger space into a small space needs a larger surface energy due to the surface tension effect. Thus the slug bubble cannot completely breakthrough the mesh pores, forcing the bubble flowing in the annular region to form the elongated-ring-slug-bubble. Generally, the annular region occupies the elongated-ring-slug-bubble segmented by a set of liquid plugs, and the core region is completely full of liquid.

Figure 6 shows the liquid film thickness in both the bare



**Figure 5** Flow pattern modulation process of mesh cylinder for a single slug bubble.  $x_s = -100$  mm,  $x_e = 180$  mm,  $x_s$  and  $x_e$  represent the starting and ending locations of the visualization area along the flow direction.





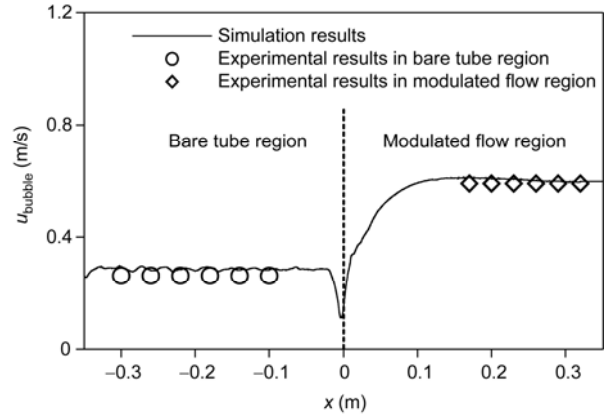
**Figure 6** Liquid film thickness in both the bare tube region and the modulated flow region.

tube region and the modulated flow region. The average liquid film thickness is 1.82 mm in the bare tube region and 0.55 mm in the modulated flow region. The liquid film thickness is modulated to be decreased by 70% compared to that in the bare tube region. During the phase change heat transfer process, the wall heat flux at the liquid film can be written in the following form, assuming the constant wall temperature, constant saturation temperature in vapor phase and linear temperature distribution within the liquid film.

$$q_w = \lambda_1 \frac{T_{\text{Sat}} - T_w}{h}, \quad (9)$$

where  $\lambda_1$  is liquid thermal conductivity,  $T_{\text{Sat}}$  is saturation temperature,  $T_w$  is wall temperature,  $h$  is liquid film thickness and  $q_w$  is wall heat flux. The liquid film thickness directly determines the wall heat flux. Due to the liquid film thickness decreased by 70% after the flow pattern modulation, the wall heat flux at the liquid film is expected to be 3.3 times higher than that in the bare tube region.

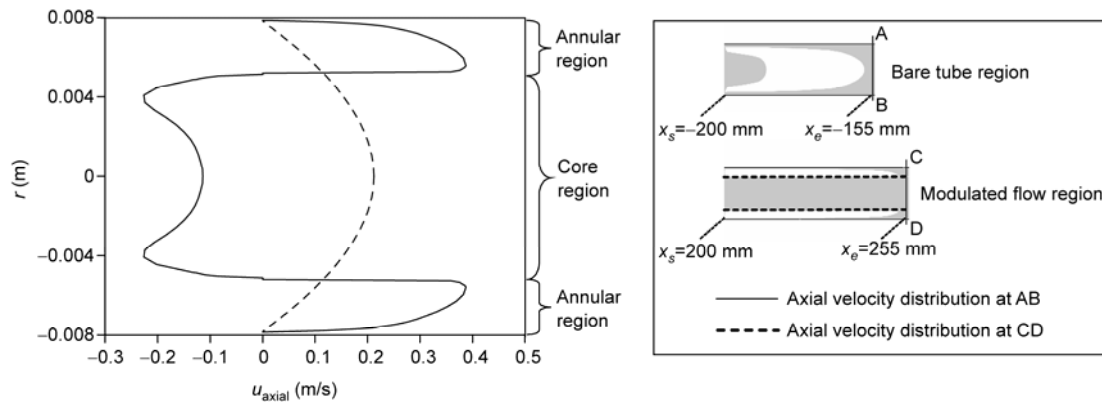
Figure 7 shows the slug bubble velocities versus the axial flow direction in both the bare tube region and modulated flow region. The slug bubble velocity is averaged to be 0.29 m/s in the bare tube region. When such a bubble attaches



**Figure 7** Slug bubble rising velocities at different axial flow positions.

the side surface of the mesh cylinder, the bubble velocity is instantly decreased to 0.11 m/s due to the obstacle of the mesh cylinder. The bubble velocities are sharply increased and then keep stabilized when the bubble fully enters the annular region. The stabilized slug bubble velocity is 0.6 m/s in the modulated flow region. It is seen from Figure 7 that the computed slug bubble velocities match the measured values well, verifying that the present multiscale grid system and numerical method are accurate and feasible.

The slug bubble velocities are significantly increased from 0.29 m/s in the bare tube region to 0.60 m/s in the modulated flow region, which are doubled by the flow pattern modulation. The increased ring-slug bubble velocity causes the faster liquid movement in the annular region. Figure 8 illustrates the axial velocity distribution versus the radial direction at the cross section AB in the bare tube region and cross section CD in the modulated flow region. Both cross sections AB and CD are ahead of the bubble front. It is seen from Figure 8 that both the velocity and velocity gradient near the wall at the cross section CD by the flow pattern modulation are larger than those at the cross section AB in the bare tube section. The increased velocity and velocity gradient near the wall reduces the fluid



**Figure 8** Axial velocity distributions at different cross sections.

boundary layer, which is benefit for the heat transfer enhancement.

The significantly increased ring-slug bubble velocity in the annular region enhances the mass and momentum exchange between the annular region and the core region across the mesh pores. As shown in Figure 9, the liquid ahead of the ring-slug bubble front flows from the annular region towards the core region. On the other hand, liquids at the ring-slug bubble tail are periodically oscillating and finally return to the annular region. The mass and momentum exchange across the mesh pores results in the self-sustained pulsating flow in the core region. Liquids in the core region behave the periodic upflow and downflow phenomenon (see Figure 10). The mass and momentum exchange across the mesh pores and the self-sustained pulsating flow in the core region are benefit for the liquid mixing between the near wall region and the core region, accounting for the overall performance improvement of the heat transfer facilities.

## 4 Conclusions

This paper numerically investigates the flow pattern modulation process in a newly proposed condenser tube for ver-

tical upflows based on the multiscale grid system and VOF method. The liquid film thickness, bubble traveling velocity and velocity field are studied in both the bare tube region and modulated flow region. The following conclusions can be drawn.

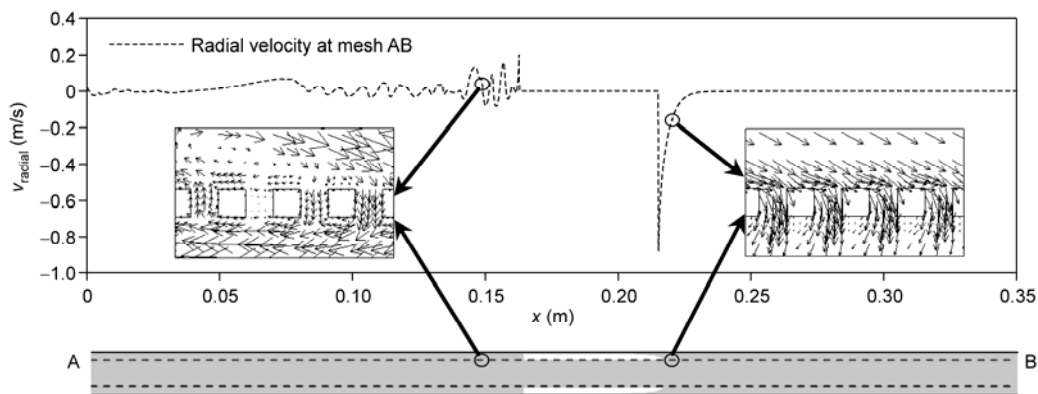
(1) The average liquid film thickness is decreased from 1.82 mm in the bare tube region to 0.55 mm in the modulated flow region, accounting for the reduction of 70% by the modulated flow. The wall heat flux at the liquid film in the modulated flow region is expected to be 3.3 times higher than that in the bare tube region.

(2) The slug bubble velocity is increased from 0.29 m/s in the bare tube region to 0.6 m/s in the modulated flow region, which is doubled by the modulated flow.

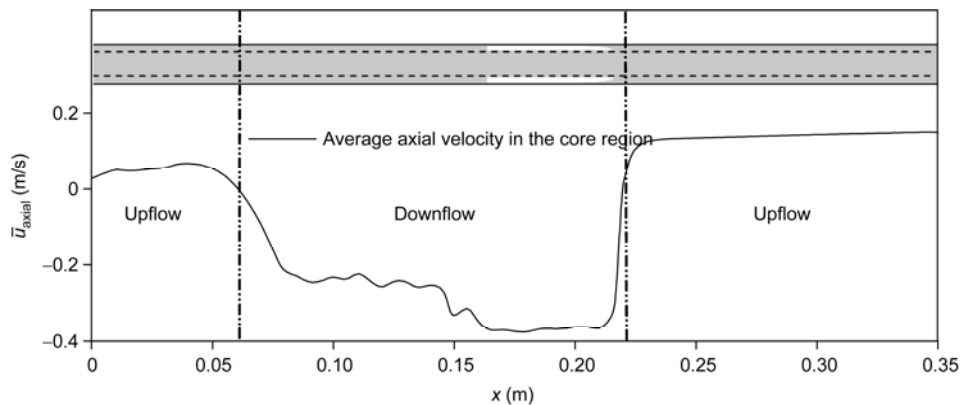
(3) The increased bubble velocity in the annular region raises the liquid velocity and velocity gradient in the annular region, which are benefit for the performance improvement of the heat transfer facilities.

(4) The mass and momentum exchange across the metal mesh pores and the self-sustained pulsating flow in the core region are useful for the liquid mixing between the near wall region and the core region, helping the performance improvement of the heat transfer facilities.

We see from the above analyses that the modulated flow



**Figure 9** Fluid exchange between the annular region and the core region.



**Figure 10** Self-sustained pulsating flow in the core region.

pattern ensures not only the thin liquid film flow mode with “the gas near the wall and liquid in the core”, but also the improved velocity field. All these factors are benefit for the performance improvement of the heat transfer facilities.

*This work was supported by the Young Scientists Fund of the National Natural Science Foundation of China (51106049), the National Basic Research Program of China (2011CB710703), the Natural Science Foundation of China of International Cooperation Project (51210011), the Beijing Natural Science Foundation (3112022), the Hebei Natural Science Foundation (E2011502057) and the Fundamental Research Funds for the Central Universities (12MS44).*

- 1 Chen Q C, Xu J L, Chen H X. A new design method for Organic Rankine Cycles with constraint of inlet and outlet heat carrier fluid temperatures coupling with heat source. *Appl Energ*, 2012, 98: 562–573
- 2 Laohalertdecha S, Wongwiset S. The effects of corrugation pitch on the condensation heat transfer coefficient and pressure drop of R-134a inside horizontal corrugated tube. *Int J Heat Mass Tran*, 2010, 53: 2924–2931
- 3 Graham D M, Chato J C, Newell T A. Heat transfer and pressure drop during condensation of refrigerant 134a in an axially grooved tube. *Int J Heat Mass Tran*, 1999, 42: 1935–1944
- 4 Cavallini A, Del Col D, Doretti L, et al. Heat transfer and pressure drop during condensation of refrigerants inside horizontal enhanced. *Int J Refrig*, 2000, 23: 4–25
- 5 Miyara A, Otsubo Y. Condensation heat transfer of herringbone micro fin tubes. *Int J Therm Sci*, 2002, 41: 639–645
- 6 Suriyan L, Somchai W. The effects of corrugation pitch on the condensation heat transfer coefficient and pressure drop of R134a inside horizontal corrugated tube. *Int J Heat Mass Tran*, 2010, 53: 2924–2931
- 7 Lips S, Meyer J P. Experimental study of convective condensation in an inclined smooth tube. Part I: Inclination effect on flow pattern and heat transfer coefficient. *Int J Heat Mass Tran*, 2012, 55: 395–404
- 8 Chen H X, Xu J L, Li Z J, et al. Flow pattern modulation in a horizontal tube by the passive phase separation concept. *Int J Multiphas Flow*, 2012, 45: 12–23
- 9 Chen H X, Xu J L, Wang W. An enhancement condensation pipe with inserted mesh cylinder (in Chinese). PRC Patent, CN102278904A, 2011-12-14
- 10 Luo K, Fan J R, Cen K F. Transitional phenomenon of particle dispersion in gas-solid two-phase flows. *Chin Sci Bull*, 2007, 52: 408–417
- 11 Morales-Ruiz S, Rigola J, Rodriguez I, et al. Numerical resolution of the liquid-vapour two-phase flow by means of the two-fluid model and a pressure based method. *Int J Multiphas Flow*, 2012, 43: 118–130
- 12 Hirt C W, Nichols B D. Volume of fluid (VOF) method for the dynamics of free boundary. *J Comput Phys*, 1981, 39: 201–225
- 13 Yan Z L, Xie W J, Geng D L, et al. The ninth-mode sectorial oscillation of acoustically levitated drops. *Chin Sci Bull*, 2011, 56: 3284–3288
- 14 Araujo J D P, Miranda J M, Pinto A M F R, et al. Wide-ranging survey on the laminar flow of individual Taylor bubbles rising through stagnant Newtonian liquids. *Int J Multiphas Flow*, 2012, 43: 131–148
- 15 Brackbill J U, Kothe D B, Zemach C. A continuum method for modeling surface tension. *J Comput Phys*, 1992, 100: 335–354

**Open Access** This article is distributed under the terms of the Creative Commons Attribution License which permits any use, distribution, and reproduction in any medium, provided the original author(s) and source are credited.



# Editorial Board

**Honorary Editor General:** ZHOU GuangZhao (Zhou Guang Zhao)

**Editor General:** ZHU ZuoYan

**Editor-in-Chief:** XIA JianBai

## Executive Associate Editors-in-Chief

<b>Physics, Mechanics and Astronomy</b>	CHEN DongMin	CHEN Hong	GONG QiHuang	LONG GuiLu	
<b>Chemistry</b>	BAO XinHe	JIANG GuiBin	LI YaDong	XI ZhenFeng	
<b>Life Sciences</b>	MA KePing	TIAN ZhiGang	WU JiaRui	WU WeiHua	ZHAN QiMin
<b>Earth Sciences</b>	GUO ZhengTang	NIU YaoLing	ZHENG YongFei		
<b>Materials and Engineering Sciences</b>	TAO WenQuan	WANG LianZhou	XU NingSheng		
<b>Information Sciences</b>	ZHANG Ping	ZHENG NanNing	ZHOU ZhiHua		

## Members

<b>Physics, Mechanics and Astronomy</b>						
CHEN NuoFu	CHEN WeiQiu	CHEN XianFeng	CHEN YanFeng	CHEN ZhangHai	CHEN ZhiJian	DENG YuanYong
DING DaJun	FAN Jing	FANG Jing	GONG XinGao	GUO GuangCan	HOU MeiYing	HU An
HU GengKai	HUANG Tao	JI PeiWen	JIANG ZuiMin	JIN ChangQing	KANG YiLan	LAN YueHeng
LI RuXin	LI Yan	LI YouQuan	LI ZhiYuan	LIAO XinHao	LING GuoCan	LIU JiXing
LIU YunQuan	LÜ Rong	LU Wei	LUO QingMing	MA YuanLiang	NING JianGuo	PENG LianMao
QIAO GuoJun	SHAO ZhiFeng	SUN Yang	TIAN Lin	TONG DianMin	TONG LiMin	WANG HuiTian
WANG JiYang	WANG PengYe	WANG Wei	WANG WeiHua	WANG YuPeng	WEI BaoWen	WEI JianYan
WU DeJin	WU Ying	WU YueLiang	XIAO Min	XU FuRong	XU HongXing	XUE Ping
YANG Lan	ZENG HePing	ZHAN QiWen	ZHANG HaiLan	ZHANG TianCai	ZHANG TianJue	ZHANG WeiYi
ZHANG ZhiGang	ZHAO ZhenTang	ZHENG DongNing	ZHENG QuanShui	ZHONG DongPing	ZHU JinSong	

## Chemistry

BO ZhiShan	BU XianHe	CAI Yong	CAI ZongWei	CHE ShunAi	CHEN JingWen	CHEN XiaoYuan (Shawn)
CHEN ZhongNing	DENG Feng	DU Walter	DUAN XiangFeng	GAN LiangBing	GAO ChangYou	GAO MingYuan
GONG LiuZhu	GUO LiangHong	GUO ZiJian	HAN BuXing	HAN KeLi	HAN YanChun	JIANG DongLin
JIN GuoXin	LE X Chris	LI XiangDong	LI Yan	LI YanMei	LIANG WenPing	LIU ChunZhao
LIU Yu	LIU ZhengPing	LIU ZhenYu	LIU ZhiPan	MA DaWei	MA HuiMin	MAO BingWei
PANG Dai-Wen	QI LiMin	SHAO YuanHua	SHEN WenJie	SU ChengYong	SU HongMei	SU ZhongMin
TANG Yi	TANG Yong	WAN XinHua	WANG GuanWu	WANG QiuQuan	WANG Xun	WANG Ye
WU Kai	WU LiZhu	XI Zhen	XIA XingHua	YANG Bai	YANG JinLong	YU HanQing
YU JiHong	YU ShuHong	ZHANG DeQing	ZHOU BingSheng	ZHU BenZhan	ZHU LiZhong	ZOU HanFa

## Life Sciences

CHEN GuoQiang	CHEN Yan	CHENG ZhuKuan	CHONG Kang	FAN SiLu	FANG ShengGuo	FU XiangDong
FU XiaoLan	GONG ZhiZhong	GUAN YouFei	HAN ZeGuang	HU ZhiHong	HUANG DaFang	HUANG Li
HUANG ShuangQuan	JIANG ZhiGang	LIN JinXing	LIU ZhiHua	LU BaoRong	MA DaLong	PEI DuanQing
QIN Song	QIU XiaoBo	QU ChunFeng	QU LiangHu	QU LiJia	SHA JiaHao	SHAO RongGuang
SHI SuHua	SUN MengXiang	TAN RenXiang	WAN JianMin	WAN ShiQiang	WANG Gang	WANG JianWei
WANG YiPing	WU Mian	WU WeiRen	XU Tao	XU XuDong	XUE YongBiao	YANG HongQuan
YU JiaLin	ZHANG ChuanMao	ZHANG LiXin	ZHANG Xu	ZHANG Xue	ZHANG XueMin	ZHANG YaPing
ZHONG Yang	ZHOU PingKun	ZUO JianRu				

## Earth Sciences

CHAI YuCheng	CHEN FaHu	CHEN HongBin	CHEN Ling	CHENG Hai	DAI MinHan	DONG YunShe
FANG XiaoMin	FENG XueShang	FU SuiYan	GAO Shan	GAO Shu	GAO Xing	GENG AnSong
GONG Peng	JIAN ZhiMin	JIANG ShaoYong	LI JianCheng	LI ShengHua	LI Xia	LI XianHua
LI Yan	LIU KamBiu	LIU LiBo	LIU XiaoDong	LÜ HouYuan	LU HuaYu	LU QuanMing
LUO YongMing	MA JianZhong	MENG Jin	PAN YongXin	PENG PingAn	SHAO XueMei	SHEN YanAn
WANG DongXiao	WANG HuiJun	WANG RuCheng	WANG Yang	WANG YueJun	WU DeXing	WU FuYuan
XIAO JüLe	XIAO WenJiao	XIE ShuCheng	XU YiGang	YANG JinHui	YE Kai	YU ZiCheng
YUAN XunLai	ZHANG HongFu	ZHANG LiFei	ZHANG PeiZhen	ZHANG RenHe	ZHANG XiaoYe	ZHANG ZhongJie
ZHAO DaPeng	ZHAO GuoChun	ZHENG HongBo	ZHENG JianPing	ZHOU GuangSheng	ZHOU LiPing	ZHOU ZhongHe
ZHU MaoYan						

## Materials and Engineering Sciences

CHEN XianHui	CHEN XiaoDong	CHENG HuiMing	DAI LiMing	DING Han	DING JianDong	GAO RuiPing
HE YaLing	HU XiJun	JIN HongGuang	LEUNG Dennis Y C	LI YanRong	LI YongXiang	LÜ ZhaoPing
LUO JianBin	NAN CeWen	NI JinRen	SHI JianLin	SU WanHua	SUN HongBo	SUN Jun
SUN YuanZhang	SUNDELL Jan	WANG RuZhu	Wang XiaoLin	WANG ZhongLin	WEI BingBo	XU ChunXiang
YANG GuoWei	YAO KeFu	YU AiBing	YU DaPeng	YU XiPing	ZHANG Di	ZHANG Xing
ZHANG YinPing	ZHANG ZheFeng	ZHENG ChuGuang	ZHU XianFang			

## Information Sciences

FENG DengGuo	GAO JingHuai	HAN WenBao	HONG Wei	HU DeWen	HU ZhanYi	JIANG XiaoYi
LI CuiHua	LI ShaoQian	LIU Min	LIU YuLiang	LIU ZhiYong	LU Jian	LU ZuHong
MEI Hong	NI Lionel M	TAN Min	WAN MingXi	WANG FeiYue	WANG HuaiMin	WANG Jing
WANG Jue	WANG XiaoYun	XU YangSheng	YAO Xin	YIN QinYe	ZHANG Rong	ZHANG Xing
ZHANG XueGong	ZHAO JiZhong	ZHU NingHua	ZHU ShiHua	ZHUANG YueTing		





SCIENCE CHINA PRESS

# Chinese Science Bulletin

Open Access  
**OA**  
from 2011

A multidisciplinary scientific journal | Published three times every month



Editor-in-Chief: XIA JianBai | Print ISSN: 1001-6538 | Online ISSN: 1861-9541

- Peer-reviewed
- Open Access
- Online submission
- Indexed by SCI, CA, etc.
- Professional and quick publication
- Pub ASAP

■ For more information, please visit the journal website at



<http://csb.scichina.com>



DOWNLOAD

## ■ Editorial Office

### Managing Editor

AN Rui (Director)

ZHANG Li (Vice Director)

### Editorial Staff

SUN ShuJun (Physics, Mechanics and Astronomy)

FU Li (Chemistry)

ZHI Xin (Chemistry; Materials and Engineering Sciences)

WANG YuanHuo (Life Sciences)

LIN Lin (Earth Sciences)

LI ZhaoLin (Materials and Engineering Sciences; Information Sciences)

ZHAO FengChao (Language Editor)

YAN Bei (Journalist)

Address: 16 Donghuangchenggen North Street, Beijing 100717, China

Tel: +86-10-64036120 | Fax: +86-10-64016350 | Email: [csb@scichina.org](mailto:csb@scichina.org)

Sponsored by  
Chinese Academy of Sciences (CAS)  
National Natural Science Foundation of China (NSFC)

Published by  
Science China Press & Springer

ISSN 1001-6538

